



THE TREASURE CHEST

RIBBONOLOGY

Published by

JOHNSON, COWDIN & COMPANY, Inc.
38-44 East Thirtieth Street, New York City

RIBBONOLOGY

Published semi-annually (Spring and Fall) to show in a concise and comprehensive way the practical uses of ribbons for fancy work and their artistic application to all manner of dress

FALL 1921

RIBBONOLOGY is indeed a veritable Treasure Chest of information on the practical uses of ribbons. As a help to our customers in the choice of ribbons and to garner facts and ideas on their use we feel it will prove to be invaluable. Its storehouse of hints and knowledge on the uses of beautiful ribbons for making art novelties and dress accessories, and also their application to all manner of feminine wear, marks it as a never-failing source of inspiration to all users of ribbons, and a faithful, reliable guide to those who aim to couple economy with their artistic endeavors in ribbon craft work.

Every sign points to the continued popularity of ribbons. Very narrow ribbons are being used lavishly, and all widths up to and including the broadest numbers, are in great favor. They are all in such general use and for such a wide range of purposes, that we have added largely to our stocks for the forthcoming season and holiday period, and cordially invite you to visit our Ribbon Section if only to see what attractive displays we have for your selection.

Not content with having made a permanent place for themselves in the realm of women's and children's wear, ribbons have now proceeded to establish themselves also as a first aid in art novelty work, which includes all sorts of little conceits for the home and numberless odd and pretty things for unlimited uses.

Our ribbon demonstrator, who has full and accurate knowledge of the possibilities

confined in a length of ribbon, as well as our entire sales-force in this department, will be pleased to show you our assortment of ribbon-made novelties. Acquaint yourself in the rudiments of the art of making these beautiful things. With RIBBONOLOGY to consult and study you will find it a simple matter to become quite proficient in the work, and especially so, when, should you fail to grasp the true significance of the directions given in the booklet, you can resort to our Ribbon Department service as frequently as you wish to.

Willing hands and deft fingers can accomplish wonders in this work. From the pictures in RIBBONOLOGY alone, the average needlewoman can fathom the secret of making any of the things illustrated. But there is no need to depend solely on the pictures. Complete instructions are given at the bottom of each page, and if carefully followed there is slight chance of failure in the attempt to duplicate any one of the extensive line of models shown.

In any event, do not fail to visit our Ribbon Department. Inspect our stocks and examine the made up things we have arranged for your consideration. There is every likelihood that you will find something to please your fancy or that of some friend you contemplate remembering with a gift and if not, submit your plans to our ribbon workers. They will cheerfully show you through the department and execute any orders you place with them.



64/2a—OVER-NIGHT COMBINATION SET

No. 1—NEGLIGEE; use $3\frac{1}{4}$ yards Crepe de Chine; 10 yards "J. C." Picot Edge Two Tone Gros Grain Ribbon, No. 3, to trim and at girdle, and 1 yard Sankanac Satin Ribbon, No. 1 $\frac{1}{2}$, for looped bow at neck. No. 2—BOUDOIR CAP; $\frac{1}{2}$ yard Crepe de Chine, 2 yards "J. C." Picot Edge Two Tone Gros Grain Ribbon, No. 1 $\frac{1}{2}$, to decorate and cover elastic; $1\frac{1}{4}$ yards Sankanac Satin Ribbon, No. 1 $\frac{1}{2}$, for bows. TO DECORATE SLIPPERS; use 1 yard "J. C." Picot Edge Two Tone Gros Grain Ribbon, No. 3, to bind, and $\frac{1}{2}$ yard Sankanac Satin Ribbon, for bows. FOR CASE TO HOLD COMPLETE SET; use $\frac{1}{2}$ yard Crepe de Chine; $\frac{3}{4}$ yard Sankanac Satin Ribbon, No. 150, for lining; $1\frac{3}{4}$ yards "J. C." Picot Edge Two Tone Gros Grain Ribbon, No. 3, to bind edges, and 2 yards Sankanac Satin Ribbon, No. 1 $\frac{1}{2}$, for bows and tie-strings. No. 4 shows complete set folded in case ready for traveling.

WOMEN love pretty things made of ribbons, and most of them desire to make them if they can—for their own use or for friends. A piece of ribbon can so readily be transformed into any number of attractive novelties, to say nothing of the endless variety of additions to dress which can be fashioned in this way, that it is quite easily understood why they have become so generally popular and so much utilized. Something useful or ornamental can always be developed when a sufficient bit of ribbon is at hand—an attractive hand bag, something entirely new and different in a hair bow for a little miss, a girdle to brighten and renew an aging frock, or any one of the dozens of odd and useful things pictured in RIBBONOLOGY.

THE PARACHUTE BAG

The season's most striking model in a novelty hand bag is illustrated on this page. The Parachute Bag is entirely new, its outstanding feature being its simplicity in construction, together with the smart chain and slide used. Any one of the fancy brocade ribbons in our stock can be utilized to make this bag, or a plain weave, in satin or gros grain, can be chosen if preferred. Any one who has the will to do so can readily construct this novel bag from the easily followed directions printed just below the picture. Many hand bags made entirely of attractive ribbons are on display in our Ribbon Section. These are ready for your immediate use or you can purchase your ribbon from us and copy our models, if you desire.



(Closed)



(Open)

Parachute Bag, No. 52/424: 1 yard "J. C." Fancy Brocade Ribbon, No. 250, cut and seamed to square, 17 x 18 inches. Use circular pattern with twelve scallops, and line with 1 yard Camisash Faille Ribbon, No. 250. Use new slide chain, or Democracy Gros Grain Ribbon, No. 1, for handle

MEN'S RIBBON NECK-TIES

As an accessory to dress for men scarcely any one other article of attire is so important as the neck-tie. It is a never-ceasing desire of every man to own neckwear that carries the stamp of exclusiveness. Our fancy brocade ribbons are so admirably suited for neckwear designing that womankind need no longer worry and fret about how best they can gratify the wish for something different on the part of their men folks. On another page of RIBBONOLOGY several four-in-hand scarfs and a Bat Wing bow tie are illustrated. Supplementary to the directions given there and as a further help to our customers who wish to make these ties at home, an accurately cut paper pattern of a four-in-hand scarf, with explicit instructions for making, is enclosed in RIBBONOLOGY.

Come to us for your ribbon lengths and use this pattern to fashion distinctive and becoming neck-ties for your holiday giving.

In ribbon work, as in any art that calls for some originality and inventiveness, ingenious minds find it not in the least difficult to develop new ideas. The models of ribbon-made things pictured throughout RIBBONOLOGY are representative of what is possible in this work. They are presented to our patrons merely as examples and as an incentive effort on our part to introduce this class of work more generally. Through this procedure we hope to

arouse greater interest in our Ribbon Department and impress on our customers that if a ribbon is needed, and information on its use, our service is such that the merest novice can feel safe in asking for and taking our counsel.



1. HAND BAG—No. 52/384: 1 yd. Camisash Faille Ribbon, No. 180, finely side-pleated; ¾ yd. Camisash Faille Ribbon, No. 180, for lining and handle; 1 Tortoise Shell Frame.
2. HAND BAG—No. 52/410: ¾ yd. Satin De Luxe Satin Ribbon, No. 120, for bottom of bag; ¾ yd. "J. C." Fancy Brocade Ribbon, No. 180, faced with ¾ yd. Satin De Luxe Satin Ribbon, No. 60, for scallops at top; ¾ yd. Camisash Faille Ribbon, No. 180, for lining; and ¾ yd. Satin De Luxe Satin Ribbon, No. 22, for handle; 1 open Metal Top.
3. COMBINATION HAT & BAG SET—Hat, No. 4/155: 1½ yds. Satin De Luxe Satin Ribbon, No. 150, for crown; ¾ yd. Alexida Black Velvet Ribbon, No. 5 and 4½ yds. Democracy Gros Grain Ribbon, No. 5, for brim; 20 yds. Democracy Gros Grain Ribbon, No. 150, for tassel. Bag, No. 52/415: 2 yds. Alexida Black Velvet Ribbon, No. 7 and 2 yds. Democracy Gros Grain Ribbon, No. 5, backed by ¼ yd. Pick-Me-Up Black Velvet Ribbon, No. 100; 1¼ yds. Satin De Luxe Satin Ribbon, No. 30, for lining; 1 yd. Alexida Black Velvet Ribbon, No. 3, for handle; four-piece frame, including two slides and ornament.
4. HAND BAG—No. 52/381: ¾ yd. "J. C." Metal Bro-

- cade Ribbon, No. 250; 1¼ yds. Satin De Luxe Satin Ribbon, No. 80, for lining; ¾ yd. Goldwrist Metal Ribbon, for handle; 1 octagon Metal Frame.
5. HAND BAG—No. 52/418: 1½ yds. Democracy Gros Grain Ribbon, No. 60, pin-tucked; ¾ yd. Satin De Luxe Satin Ribbon, No. 100, for lining; Open Work Metal Frame.
6. HAND BAG—No. 52/406: 1¼ yds. Satin De Luxe Satin Ribbon, No. 150, for top of bag; ¾ yd. "J. C." Bead Pattern Brocade Ribbon, No. 250; 1 yd. Satin De Luxe Satin Ribbon, No. 100, for lining; ¾ yd. Satin De Luxe Satin Ribbon, No. 22, for handle; Tortoise Shell Frame.
7. HAND BAG—No. 52/408: 1 yd. "J. C." Fancy Brocade Ribbon, No. 250, box pleated; 1 yd. Satin De Luxe Satin Ribbon, No. 100, for lining; ¾ yd. Satin De Luxe Satin Ribbon, No. 22, for handle; 4-piece frame, including slides and ornament.
8. HAND BAG—No. 52/404: 1 yd. Camisash Faille Ribbon, No. 250, fine side pleating; 3 yds. Democracy Gros Grain Ribbon, No. 2, for shirret circle trim; 1¼ yds. Satin De Luxe Satin Ribbon, No. 100, for lining; ¾ yd. Satin De Luxe Satin Ribbon, No. 22, for handle; Tortoise Shell Frame.



1. **VANITY PURSE**—No. 3/40: $\frac{1}{4}$ yd. "J. C." Metal Brocade Ribbon, No. 189; $\frac{1}{4}$ yd. Satin De Luxe Satin Ribbon, No. 150, for lining; 1 yd. Satin De Luxe Satin Ribbon, No. 3 and 1 yd. Silverlax Metal Ribbon, No. 15, for handle. Contains Eyebrow Pencil, Lip Stick, Purse and Card Case and Mirror.

2. **HAND BAG**—No. 52/400: $\frac{1}{4}$ yd. "J. C." Metal Brocade Ribbon, No. 189; $\frac{1}{4}$ yd. Satin De Luxe Satin Ribbon, No. 100 and $\frac{1}{4}$ yd. Satin De Luxe Satin Ribbon, No. 1, for lining; $\frac{1}{4}$ yd. Satin De Luxe Satin Ribbon, No. 12, for handle; Canopy shape, open metal frame.

3. **PLEATED HAND BAG**—No. 54/400: $\frac{1}{4}$ yd. "J. C." Camisash Faille Ribbon, No. 189; 1 yd. Satin De Luxe Satin Ribbon, No. 100, and $\frac{1}{4}$ yd. No. 1, for lining; $\frac{1}{4}$ yd. Satin De Luxe Satin Ribbon for handle; $\frac{1}{4}$ yd. Sankanae Satin Ribbon, No. 1, and 2 yds. TUTONE Satin Ribbon, No. 3, for flower decorations; Crystal frame.

4. **SHIRRED RED-STITCHED HAND BAG**—No. 52/393: 1 yd. Satin De Luxe Satin Ribbon, No. 80; $\frac{1}{4}$ yd. Satin De Luxe Satin Ribbon, No. 9; $\frac{1}{4}$ yd. Satin De Luxe Satin Ribbon, No. 16; $\frac{1}{4}$ yd. Sankanae Satin Ribbon, No. 150, for lining; Red and White Oval Frame.

5. **PLAIN NAVY HAND BAG**—No. 52/407: $\frac{1}{4}$ yd. Camisash Faille Ribbon, No. 189; for complete bag, including lining and handle; Red Frame.

6. **HAND BAG**—No. 52/401: 1 yd. "J. C." Fancy Brocade Ribbon; 1 yd. Satin De Luxe Satin Ribbon, No. 60, for plain center; $\frac{1}{4}$ yd. Satin De Luxe Satin Ribbon for lining; $\frac{1}{4}$ yd. Satin De Luxe Satin Ribbon, for handle; Canopy shape open metal frame.

7. **PURSE**—No. 3/41: $\frac{1}{4}$ yd. "J. C." Moire Brilliant Ribbon, No. 100; $\frac{1}{4}$ yd. Satin De Luxe Satin Ribbon, No. 60, for lining; $\frac{1}{4}$ yd. Satin De Luxe Satin Ribbon, No. 2, for handle.



1. **HAND BAG**—No. 52/398: $\frac{1}{4}$ yd. "J. C." Fancy Brocade Ribbon, No. 189; $\frac{1}{4}$ yd. Satin De Luxe Satin Ribbon, No. 80, pin-tucked for bottom; $\frac{1}{4}$ yd. Sankanae Satin Ribbon, No. 100, and $\frac{1}{4}$ yd. Sankanae Satin Ribbon, No. 1, for lining; $\frac{1}{4}$ yd. Satin De Luxe Satin Ribbon, for handle; Frame and Ornamenta.

2. **HAND BAG**—No. 52/399: $\frac{1}{4}$ yd. "J. C." Fancy Brocade Ribbon, No. 189; $\frac{1}{4}$ yd. Satin De Luxe Satin Ribbon, No. 40, for top of bag; $\frac{1}{4}$ yd. Satin De Luxe Satin Ribbon, No. 100 and $\frac{1}{4}$ yd. No. 16, for lining; $\frac{1}{4}$ yd. Satin De Luxe Satin Ribbon, for handle; Oval Metal Frame.

3. **HAND BAG**—No. 52/397: $\frac{1}{4}$ yd. "J. C." Fancy Brocade Ribbon, No. 189; $\frac{1}{4}$ yd. Satin De Luxe Satin Ribbon, No. 150

and $\frac{1}{4}$ yd. No. 7, for lining; $\frac{1}{4}$ yds. No. 2 and $\frac{1}{4}$ yds. No. 1, Alexida Black Velvet Ribbon for outside trimming. Square opening Metal Frame.

4. **HAND BAG**—No. 52/403: $\frac{1}{4}$ yds. "J. C." Picot Edge Two Tone Gros Grain Ribbon, No. 7; $\frac{1}{4}$ yd. Satin De Luxe Satin Ribbon, No. 150, for lining; 1 Knotted Metal Bar at top.


5. **HAND BAG**—No. 52/394: 1 yd. Alligator Velvet Ribbon, No. 150; 1 yd. Sankanae Satin Ribbon, No. 100 and $\frac{1}{4}$ yd. No. 1, for lining; Tortoise shell frame and drop and two slides.

6. **HAND BAG**—No. 52/405: $\frac{1}{4}$ yd. Satin De Luxe Satin Ribbon, No. 150; $\frac{1}{4}$ yd. Sankanae Satin Ribbon, for lining; 8 yds. white Gros Grain Ribbon with black edge, No. 1 for ornamental loops; Oval Metal Top Frame.



1. CAMISOLE—No. 24/109; 1/4 yd. Georgette; 1 1/4 yds. Trousseau Wash Ribbon, No. 49, and 8 1/2 yds. Trousseau Ribbon, No. 2, for draw strings, scroll effect and shoulder straps.
2. CAMISOLE—No. 24/113; 1 1/2 yd. Georgette; 1 1/2 yd. Net, at top; 2 yds. Lady Fair Two-Tone Double-Faced Satin Ribbon, No. 3, for draw strings and shoulder straps; 1 1/2 yds. Lady Fair Ribbon, No. 2, for bow-knots, draw strings at top and other decorations.
3. CAMISOLE-CHEMISE—No. 24/111; 1/4 yd. Georgette; 4 1/4 yds. Violet Wash Ribbon, No. 5, to bind edges and for shoulder straps; 8 yds. Violet Wash Ribbon, No. 2, for draw strings and border at top.
4. CAMISOLE—No. 24/115; 1 1/4 yds. Camisash Fulle Ribbon, No. 50, for body; 1 1/2 yds. Net, for bodice and diamond shape inserting; 1 1/2 yds. Sankanae Satin Ribbon, No. 2, for binding edges and shoulder straps; 4 yds. Sankanae Satin Ribbon, No. 1 1/4, for draw strings.

5. CAMISOLE—No. 24/102; 1/4 yd. Georgette; 2 1/4 yds. Trousseau Wash Ribbon, No. 5, for top and center bands; 1 yd. Trousseau Ribbon, No. 5, for shoulder straps; 4 yds. Trousseau Ribbon, No. 2, for points at top; 1 1/4 yds. Trousseau Ribbon, No. 2, for draw strings.
6. CAMISOLE—No. 24/98; 1 yd. Sankanae Satin Ribbon, No. 49, for top; 1 yd. Sankanae Satin Ribbon, No. 49, for bottom; 2 1/4 yds. Trousseau Wash Ribbon, No. 1 1/4, for shirred decorations; 1 yd. Trousseau Ribbon, No. 2, for shoulder straps; 1 1/4 yds. Trousseau Ribbon, No. 2, for draw strings.
7. CAMISOLE-CHEMISE—No. 24/115; 1 1/4 yds. Georgette; 1 1/2 yds. Trousseau Wash Ribbon, No. 5, for shoulder straps; 9 yds. Trousseau Ribbon, No. 2, to bind; 1 1/2 yds. Trousseau Ribbon, No. 1 1/4, for draw strings.
8. CAMISOLE—No. 24/116; 1 1/4 yds. Camisash Fulle Ribbon, No. 220, for body; 4 1/4 yds. Lady Fair Two-Tone Double-Faced Satin Ribbon, No. 2, for Grecian border and shoulder straps; 2 1/4 yds. Lady Fair Ribbon, No. 1 1/4, for draw strings.



1. BOUDOIR CAP—No. 17/134; 1/4 yd. Georgette; 2 1/4 yds. Alexida Black Velvet Ribbon, No. 1; 5 yds. Trousseau Ribbon, No. 5; 2 yds. Val Lace, and 2 Ribbon Buds.
2. BOUDOIR CAP—No. 17/131; 1/4 yd. Georgette; 7 1/2 yds. Sankanae Satin Ribbon, for pointed brim trim.
3. BOUDOIR CAP—No. 17/128; 1 yd. 12 inch Lace; 14 yds. Sankanae Satin Ribbon, No. 2, used for wheel trim and hanging ends; 5 Ribbon Buds.
4. BOUDOIR CAP—No. 17/130; 1 yd. 12 inch Lace; 1 1/2 yds. "J.C." Pivot Edge Two-Tone Gros Grain Ribbon, No. 16, for box pleating at bottom; 2 1/2 yds. "J.C." Pivot Edge Two-Tone Gros Grain Ribbon, No. 2, for hanging ends; 8 Ribbon Buds.
5. BOUDOIR CAP—No. 17/125; 1/4 yd. Georgette; 3 yds. Lady Fair Two-Tone Double-Faced Satin Ribbon, No. 5,

- for bows and hanging ends; 1 1/2 yds. Lady Fair Ribbon, No. 2 and 1 1/4 yds. No. 1 1/2, for knotted effect across top; 2 1/2 yds. 5 inch Lace, to edge Cap; 8 Lady Fair Ribbon Buds.
6. BOUDOIR CAP—No. 17/126; 1/4 yd. Silk Net; 2 1/2 yds. No. 3; 3 yds. No. 2 and 2 1/2 yds. No. 1 1/2 Lady Fair Two-Tone Double-Faced Satin Ribbon, for complete trimming of Cap.
7. BOUDOIR CAP—No. 17/127; 1 yd. Sankanae Satin Ribbon, for top; 1 1/3 yds. of No. 3; 3 1/4 yds. No. 2; 1/2 yd. No. 1 1/2; and 2 1/3 yds. No. 1 Sankanae Satin Ribbon, to decorate Cap and for hanging ends; 1 1/2 yds. Lace.
8. BOUDOIR CAP—No. 17/133; 1/4 yd. Silk Net; 3 1/4 yds. 1 inch Lace; 2 1/2 yds. Sankanae Satin Ribbon, No. 1 1/4, and 1 1/4 yds. Sankanae Ribbon, No. 1, used for taller-made bows and hanging ends; 2 1/4 yds. Lady Fair Two-Tone Double-Faced Satin Ribbon, No. 3, for scallop decorations.



1. "DIAMOND" PIN CUSHION—No. 30/91; 1/4 yd. Sankanae Satin Ribbon, No. 100, to cover cushion and shape "spade" center; 7 yds. Sankanae Satin Ribbon, No. 1, for stitching edges.
2. DICE PIN CUSHIONS—No. 30/92; For pair: 2 yds. Satin De Luxe Satin Ribbon, No. 60, to cover cushions; 1 1/4 yds. Sankanae Satin Ribbon, No. 1 1/2, to make dots.
3. "SPADE" PIN CUSHION—No. 30/88; 1/4 yd. Sankanae Satin Ribbon, No. 100, to cover cushion, and shape "Diamond" center; 3 yds. Sankanae Satin Ribbon, No. 1, for stitching edges.
4. GENTLEMEN'S FOUR-IN-HAND SCARF—No. 65/4; 1 yd. "J.C." Fancy Brocade Ribbon, No. 250; 1/4 yd. Sankanae Satin Ribbon, No. 5, for slide band, if desired.
5. GENTLEMEN'S FOUR-IN-HAND SCARF—No. 65/3; 1 1/4 yds. "J.C." Fancy Brocade Ribbon, No. 60; 1/4 yd. Sankanae Satin Ribbon, No. 5, for slide band, if desired.
6. GENTLEMEN'S BOW TIE—No. 65/6; 10 inches "J.C." Fancy Brocade Ribbon, No. 80.
7. "HEART" PIN CUSHION—No. 30/89; 1/4 yd. Sankanae Satin Ribbon, No. 100, to cover cushion and shape "Heart" center; 2 yds. Sankanae Satin Ribbon, No. 1, for stitching edges.
8. "CLUB" PIN CUSHION—No. 30/90; 1/4 yd. Sankanae Satin Ribbon, No. 100, to cover cushion, and shape "Club" center; 2 yds. Sankanae Satin Ribbon, No. 1, for stitching edges.



1. **SWEET PEA CORSAGE**—No. 26/107: $3\frac{1}{4}$ yds. Alexida Black Velvet Ribbon, No. 5, for bow and hanging ends; $1\frac{1}{2}$ yds. Camisash Faille Ribbon, No. 250, to make sweet peas; use leaves and wire to suit.

2. **DRESS ORNAMENT**—No. 26/105: $\frac{1}{3}$ yd. Sankanac Satin Ribbon, No. 100, for foundation, $3\frac{1}{4}$ yd. Satin De Luxe Satin Ribbon, No. 5, for shirred ruffles; $5\frac{1}{4}$ yds. Satin De Luxe Satin Ribbon, No. 1, used to edge ruffles and to make tassel.

3. **LINGERIE ORNAMENTS**—No. 43/35: $\frac{3}{4}$ yd. Lady Fair Two-Tone Double-Faced Satin Ribbon, No. 9, for large petals; $2\frac{2}{3}$ yd. Lady Fair Ribbon, No. 3, for small petals; 3 yds. Lady Fair Ribbon, No. 2, for center knots and outside loops.

4. **LINGERIE SET OF 5 PIECES**—No. 62/6: **For Garters:** 2 yds. Sankanac Satin Ribbon, No. 5, to cover $2\frac{2}{3}$ yd. Elastic; $1\frac{1}{4}$ yds. Lace, to edge ribbon; Flower decorations to suit; **For Bow:** 2 yds. Sankanac Satin Ribbon, No. 2, and 1 yd. Sankanac Satin Ribbon, No. 9, to make three rosettes.

5. **LINGERIE ORNAMENT**—No. 43/25; $1\frac{1}{2}$ yds. Sankanac Satin Ribbon, No. $1\frac{1}{2}$, for braided effect; 3 yds. Violet Wash Ribbon, No. $1\frac{1}{2}$, for bows and ends.

6. **SASH TASSEL**—No. 43/36: $\frac{1}{2}$ yd. Lady Fair Two-Tone Double-Faced Satin Ribbon, No. 9, for knob top; 9 yds. Lady Fair Ribbon, No. 1, for tassel and top loop.

7. **LINGERIE ORNAMENTS**—No. 43/34: 3 yds. Lady Fair Two-Tone Double-Faced Satin Ribbon, No. 2, for knotted rosettes; $1\frac{1}{2}$ yds. Lady Fair Ribbon, No. 3, for ends.

8. **CORSAGE**—No. 26/106: $5\frac{1}{2}$ yds. Sankanac Satin Ribbon, to make complete, including flowers. Use leaves and wire and pep centers to suit.

9. **ACORN CORSAGE**—No. 26/104: Use acorn cotton molds, to cover with $\frac{1}{2}$ yd. Sankanac Satin Ribbon, No. 40; $1\frac{1}{3}$ yd. Sankanac Ribbon, No. 22; $1\frac{1}{3}$ yd. Sankanac Ribbon, No. 16 and 1 yd. Sankanac Ribbon, No. $1\frac{1}{2}$, for top bow.

10. **LINGERIE ORNAMENT**—No. 43/22: 2 yds. Lady Fair Two-Tone Double-Faced Satin Ribbon, No. 2, braided, and for bow-knots.



VARIOUS ARTISTIC USES OF RIBBONS

1. Naomi Childers shows her Fur Coat—lined throughout with a distinctive "J.C." Metal Brocade Ribbon. The use of fine Metal or Fancy Brocade Ribbons, to face and decorate fur coat linings—and used to completely line such garments—is now quite general.

2. A trim little Hat, made entirely of narrow Gros Grain Ribbon, with Polka Dot design. 29 yards of the Ribbon is required, together with 2½ yards White Democracy Gros Grain Ribbon, No. 22, the latter used for a band and bow decoration.

3. GIRDLE—No. 23/185: To make, use 4½ yards "Alexida Black Velvet Ribbon, No. 80, for around waist and hanging

loop at back; 7½ yards of the same Ribbon, No. 9, for narrow loops and ends, as shown. Flower decoration at waist to suit.

4. A smart model Hat, made of 5 yards of Democracy Gros Grain Ribbon, No. 16, to cover shape, combined with 14 yards of the same ribbon, No. 3, which is used for pleating and hanging loops, as shown.

5. ALEXIDA BLACK VELVET RIBBON is used in combination with georgette to fashion this charming frock.

6. "HANDKERCHIEF" HAT—No. 4/37: Use 2 yards "J.C." Roman Stripe Ribbon, No. 100, cut and seamed to form perfect square, and drape as shown. To make quill it requires

3 yards Democracy Gros Grain Ribbon, No. 5, and 1½ yards of the same ribbon, No. 3, to wind stem of quill.

7. FELT HAT—No. 4/154: To cover shape use ½ yard square of Felt Cloth; use 1 yard Democracy Gros Grain Ribbon, No. 3, to bind brim; to drape hat and fashion Buttery Bow at back, use 2 yards "J.C." Fancy Brocade Ribbon, No. 250.

8. GIRDLE—No. 23/157: 21/3 yards Alexida Black Velvet Ribbon, No. 46, makes girdle complete, with the addition of 3 yards of the same ribbon, No. 7, to form decorative wheels. Center wheel decorations composed of 1½ yards White Democracy Gros Grain Ribbon, No. 7, and 9 yards of Sankanae Satin Ribbon, crocheted.

9. GIRDLE—No. 23/173: 8½ yards Femina Black Velvet Ribbon, No. 7, makes this girdle complete, with the addition of 5½ yards of the same ribbon, No. 1, for tassels. Composition slides and buckle to suit.

10. AEROPLANE TURBAN—No. 4/142: To cover shape it requires ¼ yard Hygie Satin Ribbon, No. 300; and 2½ yards Satin De Luxe Satin Ribbon, No. 150, to crush about crown and form loops.

11. TURBAN—No. 4/144: 10 yards of Democracy Gros Grain Ribbon, No. 3, will suffice to cover turban; 9 yards Democracy Ribbon, No. 5, pleated to form wheels, and 8 yards Democracy Ribbon, No. 1½, to run through wheels and make hanging loops and ends.



1. **FANCY BASKET**—No. 54/82; 2½ yds. Sankanae Satin Ribbon, No. 150, to cover wire basket frame; 1½ yds. Sankanae Satin Ribbon, No. 60, to dress doll; ½ yd. Sankanae Satin Ribbon, No. 2, for doll girdle and hanging ends; use lace and decorations to suit.
2. **BEDROOM SLIPPERS AND CASE**—No. 40/34; 1 yd. Sankanae Satin Ribbon, No. 60, to make case; 1¼ yd. Sankanae Satin Ribbon, No. 2, for binding case and bows on slippers; ¼ yd. Sankanae Satin Ribbon, No. 1½, for bow on case.
3. **PIN CUSHION**—No. 30/79; ½ yd. Sankanae Satin Ribbon, No. 80, and ¼ yd., No. 22, used to cover sherbet glass; 4 1/3 yds. Sankanae Satin Ribbon, No. 1, for daisies and other decorations.
4. **PAPER KNIFE**—No. 30/94; 2½ yds. Sankanae Satin Ribbon, No. 1½, to wind handle; ¼ yd. Sankanae Satin Ribbon, No. 7, for shirled ruffle; ¼ yd. Lady Fair Two-Tone Double-Faced Satin Ribbon, No. 2, for bow and hanging ends.
5. **TRINKET BOX**—No. 16/52; 2/3 yd. Sankanae Satin Ribbon, No. 150, to cover base and inside of cover; ¼ yd. Sankanae Satin Ribbon, No. 40, gathered on top of cover; 1½ yds. Sankanae Satin Ribbon, No. 27, for shirring around side of box; 1½ yds. Sankanae Satin Ribbon, No. 3, for narrow shirring and bows.

6. **PIN CUSHION**—No. 7/35; ½ yd. Sankanae Satin Ribbon, No. 100, to cover cushion; 1 yd. Sankanae Satin Ribbon, No. 40, to criss-cross; 2¼ yds. Sankanae Satin Ribbon, No. 5, for bottom ruffle; 3 yds. Sankanae Satin Ribbon, No. 1, for rosettes.
7. **GARTERS**—No. 27/73; 1 yd. Satin De Luxe Satin Ribbon, No. 10, to cover 2/3 yd. Elastic; 1¼ yds. Sankanae Satin Ribbon, No. 1½, for rosettes.
8. **BOUDOIR SLIPPERS**—No. 40/37; 1 yd. Satin De Luxe Satin Ribbon, No. 100, to cover slippers; ½ yd. Lady Fair Two-Tone Double-Faced Satin Ribbon, No. 16, for pleated Instep Tongue; 4¼ yds. Lady Fair Two-Tone Satin Ribbon, No. 1½, for zig-zag shirring; Flower decorations to suit.
9. **SLIPPER TREE WITH SHOE HORN**—No. 40/40; ½ yd. Sankanae Satin Ribbon, No. 100, and 2/3 yd. Sankanae Satin Ribbon, No. 40, to cover ends; 1½ yds. Sankanae Satin Ribbon, No. 3, for winding and bows; 1½ yds. Rosebud Flower trimming.
10. **GARTERS**—No. 27/60; 1 yd. Sankanae Satin Ribbon, No. 9, to cover 2/3 yd. Elastic; 18 Ribbon Buds.
11. **CANDY COVER**—No. 50/94; 1 yd. Satin De Luxe Satin Ribbon, No. 100, for skirt; 3 yds. Lace, for Underskirt; 1½ yds. Satin De Luxe Satin Ribbon, No. 9, and ½ yd. Val Lace, for bodice.




1. **PORCH MAIL BAG**—No. 54/72; ¾ yd. Grass-Cloth; 2½ yds. Sankanae Satin Ribbon, No. 3, for binding; 4 yds. Sankanae Satin Ribbon, No. 1, to lace through handle, and to make flower decorations, together with ¼ yd. Sankanae Satin Ribbon, No. 22.
2. **GRASS-CLOTH BAG**—No. 54/77; ¼ yd. Grass-Cloth; ¼ yd. Camisash Faille Ribbon, No. 180, for lining; 5 yds. Sankanae Satin Ribbon, No. 1½, for lacing through mesh and for flower decorations; 12 yds. Sankanae Satin Ribbon, No. 1, to crochet top; two bone rings.
3. **GRASS-CLOTH BAG**—No. 54/81; ¾ yd. Grass-Cloth; ¾ yd. Sankanae Satin Ribbon, No. 150, for binding and handle; ½ yd. Sankanae Satin Ribbon, No. 3, and 6½ yds. No. 2 for flower decorations.
4. **GRASS-CLOTH BAG**—No. 54/73; ¾ yd. Grass-Cloth; ¾ yd. Sankanae Satin Ribbon, No. 150, for lining; 3¼ yds. Satin De Luxe Satin Ribbon, No. 1½, for lacing through mesh and for bow-knot; ¼ yd. Satin De Luxe Satin Ribbon, No. 2, for binding handle; ¼ yd. Satin De Luxe Satin Ribbon, No. 2, for binding handle; ¼ yd. Satin De Luxe Satin Ribbon, No. 2, for binding handle; ¼ yd. Satin De Luxe Satin Ribbon, No. 2, for binding handle.

5. **GRASS-CLOTH BAG**—No. 54/69; ¾ yd. Grass-Cloth; 5¼ yds. Sankanae Satin Ribbon, No. 1½, and 2/3 yd. Sankanae Satin Ribbon, No. 1, for lacing through mesh and flower decorations.
6. **PALM LEAF FAN**—No. 64/1; Use ¼ yd. Grass-Cloth as shown for both sides of fan; bind with 2 yds. Sankanae Satin Ribbon, No. 5; 1½ yds. Sankanae Satin Ribbon, No. 2, to wind handle and make flower decorations.
7. **GRASS-CLOTH STRING BAG**—No. 54/80; ¼ yd. Grass-Cloth; 2 yds. Sankanae Satin Ribbon, No. 60, for inner bag; 5½ yds. Sankanae Satin Ribbon, No. 2, and ¼ yd. Sankanae Satin Ribbon, No. 1, for trimming and flower decorations.
8. **GRASS-CLOTH BAG**—No. 54/78; ¼ yd. Grass-Cloth; ¾ yd. Sankanae Satin Ribbon, No. 150, for bottom of bag; 1¼ yds. Sankanae Satin Ribbon, No. 5, for handle; ¼ yd. Sankanae Satin Ribbon, No. 7, and 5¼ yds. No. 3, for binding and flower decorations; 2 yds. Sankanae Satin Ribbon, No. 1, for Acorn drop at bottom of bag.



1. **BOUDOIR LIGHT**—No. 28/142; 1½ yds. Camisash Faltie Ribbon, No. 150, for skirt and tunic; 6 yds. Sankanae Satin Ribbon, No. 3, for winding wire frame and ruffle at bottom of skirt; 3 yds. 2-inch Val lace; 1 wire frame and doll head.
2. **COMBINATION BOUDOIR LIGHT & TELEPHONE COVER**—No. 28/135; 3 yds. Sankanae Satin Ribbon, No. 150, for skirt; ½ yd. Sankanae Satin Ribbon, No. 60, for shirred bodice; 8¼ yds. Sankanae Satin Ribbon, No. 2, for winding frame; 2 yds. Sankanae Satin Ribbon, No. 1, for bows and fan; 1 yd. Ribbon Rose Bud trimming; 1 wire frame and doll head.
4. **BOUDOIR LIGHT**—No. 28/139; 1 2/3 yds. Sankanae Satin Ribbon, No. 80, for skirt and tunic; 2 yds. Sankanae Satin Ribbon, No. 3, for ruffle; ¼ yd. Sankanae Satin Ribbon, No. 22, for bodice; 1½ yds. lace at bodice and bottom of tunic; 1 wire frame and doll head.

5. **"THE VAMP" BOUDOIR LIGHT AND TELEPHONE COVER**—No. 28/148; 5 yds. Camisash Faltie Ribbon, No. 250; 8½ yds. Sankanae Satin Ribbon, No. 2, to wind frame; 12 yds. Alexis Black Velvet Ribbon, No. 1½, to bind and trim; 1 wire frame and doll head.
6. **TELEPHONE COVER**—No. 28/147; 2½ yds. Sankanae Satin Ribbon, No. 100; 1 yd. Sankanae Satin Ribbon, No. 5, for loops; 1½ yds. Ribbon Rose Bud trimming; 1 wire frame and doll head.
7. **TELEPHONE SCREEN**—No. 28/149; 1 1/3 yd. Gilded Buckram; 4¼ yds. Sankanae Satin Ribbon, No. 2, to wind frame; 6 yds. Sankanae Satin Ribbon, No. 1½, for lacing through mesh; 2½ yds. Sankanae Satin Ribbon, No. 1, for flower decoration; 1 wire frame.



1. **HANGER**—No. 5/62; ¾ yd. Sankanae Satin Ribbon, No. 100, to cover hanger; 5 yds. Sankanae Satin Ribbon, No. 3, for bows and hanging ends; 1 1/3 yds. 2-inch Val lace, for trimming, and 1 collapsible wire hanger.
2. **GARTERS**—No. 27/68; 1 yd. Sankanae Satin Ribbon, No. 5, and 1 yd. Sankanae Satin Ribbon, No. 3, combined, to cover 2/3 yd. Elastic; 2/3 yd. Sankanae Satin Ribbon, No. 1, and ¼ yd. Lace; Flower trimming to decorate.
3. **BOUDOIR SLIPPERS**—No. 40/28; ¼ yd. Trousseau and Moire Stripe Ribbon, No. 150, to cover mules; 3¼ yds. Sankanae Satin Ribbon, No. 2, for shirring and rosettes; ¾ yd. Sankanae Satin Ribbon, No. 3, for ankle straps.
4. **GARTERS**—No. 27/61; 2 yds. Sankanae Satin Ribbon, No. 7, to cover 2/3 yd. Elastic; 1 1/3 yds. Lady Fair Two

- Tone Double Faced Satin Ribbon, No. 1½, for bow-knot decorations, and ribbon rose buds to suit.
5. **VEIL ROLL**—No. 30/95; 1½ yds. Sankanae Satin Ribbon, No. 40, to cover cardboard rolls; 2 1/3 yds. Sankanae Satin Ribbon, No. 1½, for tie-strings and bows.
6. **LAMP SHADE**—No. 28/151; ¼ yd. Georgette, to cover frame; 1/3 yd. Sankanae Satin Ribbon, No. 16, at bottom; ¾ yd. Sankanae Satin Ribbon, No. 9, used at bottom and top; 1 yd. Sankanae Satin Ribbon, No. 5, also at top; 8 1/2 yds. Sankanae Satin Ribbon, No. 2, for winding of wire frame and as shown crossed, and for bows and streamers.
7. **TRAVELING KIT**—No. 30/90; 2¼ yds. Sankanae Satin Ribbon, No. 150, to make case; 4 yds. Sankanae Satin Ribbon, No. 5, for straps and tie-strings; 5¼ yds. Sankanae Satin Ribbon, No. 2, to wind slipper trees. Fittings to suit.

THE following pages of RIBBONOLOGY show how effectively ribbons can be used to fashion finery for infants. Of all things women delight most in making diminutive belongings for babies and children. Nearly every necessity and probably all of the luxuries of the layette are now a matter of ribbons, ribbons, ribbons—the conclusion being that they are much more readily adaptable to such use and certainly can be handled on a more economical basis.

The pictures of things shown hardly do them justice. To fully grasp their charm you must see them displayed in all their loveliness in our Ribbon Department. Let us persuade you to take advantage of this showing and let us urge you to familiarize yourself in this phase of ribbon work. Of all things made of ribbons these articles for babies and children are the easiest to copy and make. All of them cannot be featured in RIBBONOLOGY but many real and original ideas are pictured. As can be seen from the printed directions given, they are not in the least difficult for the average needlewoman. Original models of most of these illustrated things are included in our display—arranged for your immediate purchase or simply as a demonstration idea for you to consult and work from. And to see these things will be convincing—you will at once think of some baby girl or boy who will need one of the fascinating little garments, or perhaps you will find that a play toy or some odd little contraption for the go-cart or carriage will be more fitting. In any case, regardless of what you decide to have you can rely on it that your requirements can at once be fulfilled from the varied assortment of novelties on display in our Ribbon Department. For infants

you will find Baby Coats and Bonnets, Bootees, made entirely of ribbon or showing ribbon used in combination with another adaptable fabric, Carriage strap and Clamp Sets, Sachets of all kinds and in all shapes, Hot Water Bottle Covers, quaint little ribbon-made toys, etc., etc.

To fully appreciate the varied character of the assortment of things we have ready and to gain some idea of the simplicity of their execution, you must make a personal visit to our Ribbon Department and carefully inspect them.

The needs for growing children are also an important item which we have not overlooked. Ribbonly speaking, there are just as many attractive things for these as for the infant class, and they are just as good to look at. Little girls demand pretty things and clothes just like grown-ups do. These growing youngsters are just as keen in their likes and dislikes as their elders, and in catering to them we have prepared a number of suggestive ideas which include models of ribbon trimmed dresses, of course—little hats, with an accompanying bag to match, and many other articles of attire. Even fur scarfs and muffs take on a more juvenile atmosphere when ribbons are used with them for adornment, and they can be added to and attached at home with the greatest of ease.

When you come visiting our Ribbon Department be sure to bring the younger folks with you. They will delight with you in the unlimited number of things we are showing to arouse surprise and genuine pleasure. You will find for them and for yourself and friends so many suggestive ideas that you will count the time you spend with us as a most valuable and enlightening experience.



1. **BABY JACKET**—No. 18/38; 2 1/4 yds. Sankanae Satin Ribbon, No. 100; 3 1/4 yds. Violet Wash Ribbon, No. 2, for shirring on edges; 3 1/4 yds. Violet Wash Ribbon, for bows and tie-strings.

2. **NURSERY PIN CUSHION**—No. 7/32; 2 1/2 yds. Sankanae Satin Ribbon, No. 22, to cover cushion; 1 1/2 yds. Sankanae Satin Ribbon, for bows; 1 1/4 yds. narrow Val Lace.

3. **CARRIAGE PILLOW**—No. 46/10; 1 1/4 yds. Sankanae Satin Ribbon, No. 80, to cover pillow; 2 1/4 yds. Sankanae Satin Ribbon, No. 9, and 2 1/4 yds. No. 12, for ruffles; 6 yds. Sankanae Satin Ribbon, No. 2, shirred to form Butterfly.

4. **BABY CAP**—No. 33/31; 1/4 yd. Sankanae Satin Ribbon, No. 100, for crown; 2 yds. Trouseau Wash Ribbon, No. 16, for shirred border; 2 yds. Sankanae Satin Ribbon, No. 9, for tie-strings; 4 yds. Sankanae Satin Ribbon, No. 2, for rosettes.


5. **NURSERY PIN TRAY**—No. 7/30; 2 1/3 yds. Sankanae

Satin Ribbon, No. 80, to cover tray; 1 yd. Sankanae Satin Ribbon, No. 12, for cushion base; 1 1/4 yds. Sankanae Satin Ribbon, No. 2, for handles and ruffles; 1/4 yd. Sankanae Satin Ribbon, No. 5, for bows.

6. **CARRIAGE ROBE**—No. 19/23; 3 1/4 yds. Sankanae Satin Ribbon, No. 100; 5 yds. Sankanae Satin Ribbon, No. 22, and 5 yds. Sankanae Satin Ribbon, No. 12, for ruffled border; 10 yds. Sankanae Satin Ribbon, No. 3, shirred to form Butterfly.

7. **CARRIAGE TOY**—No. 49/12; 1 1/3 yds. Satin De Luxe Satin Ribbon, No. 49, and 2 1/3 yds. Sankanae Satin Ribbon, No. 9, to cover cotton molds; 2 1/4 yds. Sankanae Satin Ribbon, No. 2, and 3 yds. No. 1 for shirring, bows and hanger; 6 hanging bells.

8. **JACKET HANGER**—No. 5/41; 1/4 yd. Satin De Luxe Satin Ribbon, No. 16; 1 1/3 yds. Sankanae Satin Ribbon, to wind hook; 2 1/3 Sankanae Satin Ribbon, No. 5, for bow; 8 tiny ribbon buds.



1. **CHILD'S BONNET**—No. 33/35; $\frac{3}{4}$ yd. Sankanae Satin Ribbon, No. 150, for crown; $\frac{1}{4}$ yd. Sankanae Satin Ribbon, No. 80, for brim, covered with $\frac{1}{2}$ yd. shirred georgette; $\frac{1}{4}$ yd. Sankanae Satin Ribbon, No. 60, for bow; 6 yds. Sankanae Satin Ribbon, No. 2, for lattice work on crown.
2. **CHILD'S CAP**—No. 33/29; 1 yd. Sankanae Satin Ribbon, No. 80, for crown; $\frac{3}{4}$ yd. Sankanae Satin Ribbon, No. 60, for brim; 1 yd. Sankanae Satin Ribbon, No. 12, for ties; 5 yds. Sankanae Satin Ribbon, No. 2, for ruffles and lattice work on top; 3 yds. Sankanae Satin Ribbon, No. 1, for bows, and 2 ribbon buds.
3. **NURSERY UTILITY BOX**—No. 7/37; $2\frac{1}{4}$ yds. Sankanae Satin Ribbon, No. 60, to cover box; $\frac{3}{4}$ yd. Sankanae Satin Ribbon, No. 80, for wheels; $1\frac{1}{2}$ yds. Sankanae Satin Ribbon, No. 7, for around wheels; $2\frac{1}{4}$ yds. Sankanae Satin Ribbon, No. 2, and 7 yds. No. 1 for shirring and bows.
5. **COVER FOR HOT WATER BAG**—No. 7/36; $\frac{3}{4}$ yd.

- Sankanae Satin Ribbon, No. 100, for lining; $6\frac{1}{4}$ yds. Sankanae Satin Ribbon, No. 2, for lattice work and bows; 6 Ribbon Rose Buds.
6. **PIN CUSHION**—No. 7/33; $\frac{3}{4}$ yd. Sankanae Satin Ribbon, No. 40, to cover cushion; $\frac{1}{2}$ yd. Sankanae Satin Ribbon, No. 5, for ruffle; $1\frac{1}{4}$ yds. Sankanae Satin Ribbon, No. 2, for handle; 2 yds. Sankanae Satin Ribbon, No. 1, for decoration and bows.
7. **BOOTIES**—No. 1/36; $\frac{3}{4}$ yd. Sankanae Satin Ribbon, No. 40; 2 yds. Sankanae Satin Ribbon, No. 1, and $\frac{1}{2}$ yd. $\frac{1}{8}$ inch elastic.
8. **NOVELTY HANGER**—No. 5/60; 1 yd. Gingham Ribbon, No. 80; 1 yd. Sankanae Satin Ribbon, No. 2, for bows.
9. **NURSERY TOY BAG**—No. 1/32; $\frac{3}{4}$ yd. Sankanae Satin Ribbon, No. 150; $\frac{1}{4}$ yd. Sankanae Satin Ribbon, No. 22, for sachet bag; 4 yds. Sankanae Satin Ribbon, No. 1, for bows and hanger; with assorted toys.



1. **BABY FEEDER AND UTILITY BOX**—No. 9/43; 1 yd. Sankanae Satin Ribbon, No. 100, to cover box; $1\frac{1}{4}$ yd. Sankanae Satin Ribbon, No. 40, shirred on sides and bottom; 3 yds. Sankanae Ribbon, No. 1, shirred around edges; and $1\frac{1}{4}$ yds. Sankanae Ribbon, No. 2, for handle and bows.
2. **TOY DOLL**—No. 49/14; $\frac{3}{4}$ yd. Sankanae Satin Ribbon, No. 150, to cover rag doll form; 1 yd. Sankanae Ribbon, No. 3, and $1\frac{1}{3}$ yds. Sankanae Ribbon, No. 1, for bows.
3. **BABY CAP STAND**—No. 14/8; $\frac{3}{4}$ yd. Sankanae Satin Ribbon, No. 150, to cover bottom of base; $\frac{3}{4}$ yd. Sankanae Ribbon, No. 100, for puffing at top and bottom; 1 yd. Sankanae Ribbon, No. 16, shirred around bottom; $1\frac{1}{4}$ yds. Sankanae Ribbon, No. 9, shirred around rod; $3\frac{1}{2}$ yds. Sankanae Ribbon, No. 1, for streamers; $1\frac{1}{4}$ yds. Sankanae Ribbon, No. 5, for bows.
4. **SACHET PIN HOLDER**—No. 7/40; 1 yd. Sankanae Satin Ribbon, No. 8, to wind ring; $1\frac{1}{8}$ yd. Sankanae Ribbon, No. 16, to make sachet; $\frac{1}{2}$ yd. Sankanae Ribbon, No. 9, to dress kewpie Dolls; $\frac{3}{4}$ yd. Sankanae Ribbon, No. 5, to hang at bottom; $1\frac{1}{2}$ yds. Sankanae Ribbon, No. 1, for bows and loop at top.

5. **PIN CUSHION AND TRAY**—No. 7/39; $1\frac{1}{3}$ yd. Sankanae Satin Ribbon, No. 100, to cover; $2\frac{1}{4}$ yds. Sankanae Ribbon, No. 9, for ruffle; $2\frac{1}{4}$ yds. Lady Fair Two Tone Double Faced Satin Ribbon, No. 1, for decorative bows.
6. **PIN HOLDER**—No. 7/31; $\frac{1}{2}$ yd. Sankanae Satin Ribbon, No. 22, to cover oval shapes; 1 yd. Sankanae Ribbon, No. $1\frac{1}{2}$, for hangers and bows.
7. **PIN CUSHION**—No. 7/34; $1\frac{1}{8}$ yd. Satin De Luxe Satin Ribbon, No. 80, to cover bottom of base; $\frac{3}{4}$ yd. Satin De Luxe Ribbon, No. 40, shirred to cover top; $\frac{1}{2}$ yd. Sankanae Ribbon, No. 5, for sachet for doll.
8. **BOOTIES**—No. 1/35; $1\frac{1}{2}$ yds. Sankanae Satin Ribbon, No. 60, trimmed with 2 yds. Trouseau Ribbon, No. 2, at bottom and $2\frac{1}{3}$ yds. Trouseau Ribbon, No. $1\frac{1}{2}$, for bows. Use lace to suit.
9. **NURSERY POWDER BOX**—No. 7/41; $\frac{3}{4}$ yd. Sankanae Satin Ribbon, No. 40, for around box; $1\frac{1}{3}$ yd. Sankanae Ribbon, No. 16, for bottom; $1\frac{1}{3}$ yd. Sankanae Ribbon, No. 60, for puffed top; $1\frac{1}{3}$ yd. Sankanae Ribbon, No. 12, for ruffle, and $1\frac{1}{4}$ yds. Sankanae Ribbon, No. 1, for bow knot decorations.



1. **BATHING DOLL PIN CUSHION**—No. 30/81; $\frac{1}{2}$ yd. Sankanae Satin Ribbon, No. 100, to cover cushion; 1 yd. Sankanae Satin Ribbon, No. 3, and 1 yd. Val Lace, for ruffle; 2 yds. Satin De Luxe Satin Ribbon, No. 12, for shirring and bow trimming on figure; 1 yd. Sankanae Satin Ribbon, No. 12, to cover bolster pillow.

2. **BATHING DOLL PIN CUSHION**—No. 30/85; $\frac{1}{2}$ yd. Satin De Luxe Satin Ribbon, No. 80, to cover cushion; $1\frac{1}{4}$ yd. Sankanae Satin Ribbon, No. 1, to trim figure; $\frac{1}{4}$ yd. metal lace and 4 ribbon buds, to decorate cushion.

3. **BATHING DOLL PIN TRAY**—No. 30/84; $\frac{1}{2}$ yd. Sankanae Satin Ribbon, No. 60, to cover bolster; $\frac{1}{2}$ yd. Sankanae Satin Ribbon, No. 80, to cover tray; 1 yd. Sankanae

Satin Ribbon, No. 3, and 1 yd. No. 2 for ruffle around tray;

1 yd. Sankanae Satin Ribbon, No. 1, for bows on figure.

4. **BATHING DOLL PIN CUSHION**—No. 30/83; $\frac{1}{2}$ yd. Sankanae Satin Ribbon, No. 40, to cover cushion; $1\frac{1}{4}$ yds. Sankanae Satin Ribbon, No. 5, for ruffle; $1\frac{1}{4}$ yds. metal lace, to edge ruffle; 1 yd. Sankanae Satin Ribbon, to trim figure.

5. **BATHING DOLL PIN CUSHION**—No. 30/82; $\frac{1}{2}$ yd.

Satin De Luxe Satin Ribbon, No. 100, to cover cushion; 3 yds. Sankanae Satin Ribbon, No. 3, for petal trimming around cushion; $\frac{1}{4}$ yd. Sankanae Satin Ribbon, No. 16, to cover bolster; 1 yd. Sankanae Satin Ribbon, No. 1, for bows.

6. **BATHING DOLL PIN CUSHION**—No. 30/86; $\frac{1}{2}$ yd. Sankanae Satin Ribbon, No. 100, to cover cushion; 1 yd. Sankanae Satin Ribbon, No. 3, and 1 yd. metal lace, for ruffle; 1 yd. Sankanae Satin Ribbon, No. 1, for bows.

Johnson, Cowdin & Company, Inc.



*Ribbons for Every Hour
and Every Occasion*

*Part reproduction of animated picture
displayed where America's Best
Ribbons can be bought*



81/22—GRASS CLOTH PORCH PILLOW (TOP)

Use $2\frac{7}{8}$ yards Sankanac Satin Ribbon, No. 150, to cover pillow, then re-cover with $\frac{7}{8}$ yard Grass Cloth. Use 3 yards Sankanac Satin Ribbon, No. 1 $\frac{1}{2}$, to lace through mesh as shown; $1\frac{5}{8}$ yards Sankanac Satin Ribbon, No. 9, to bind edges; $\frac{3}{4}$ yard Sankanac Satin Ribbon No. 9, $3\frac{1}{8}$ yards No. 5 and $1\frac{1}{2}$ yards No. 22, in various colors for flower decorations.

81/21—COUCH PILLOW (BOTTOM)

Use 3 yards Sankanac Satin Ribbon, No. 150, to cover pillow; 2 yards Satin De Luxe Satin Ribbon, No. 80, to make points and 10 yards Sankanac Satin Ribbon, No. 1, in various colorings to crochet flower decorations.